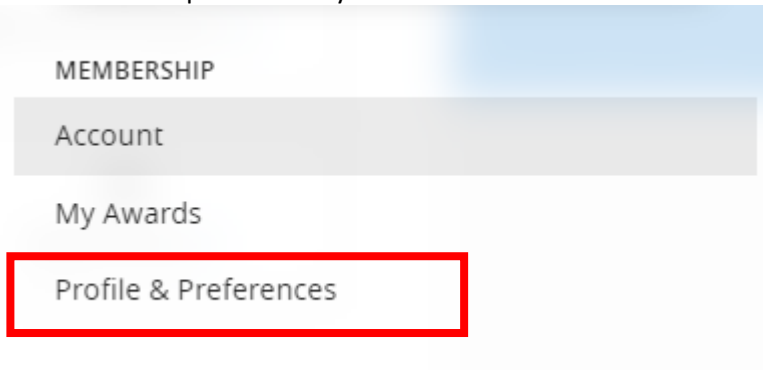
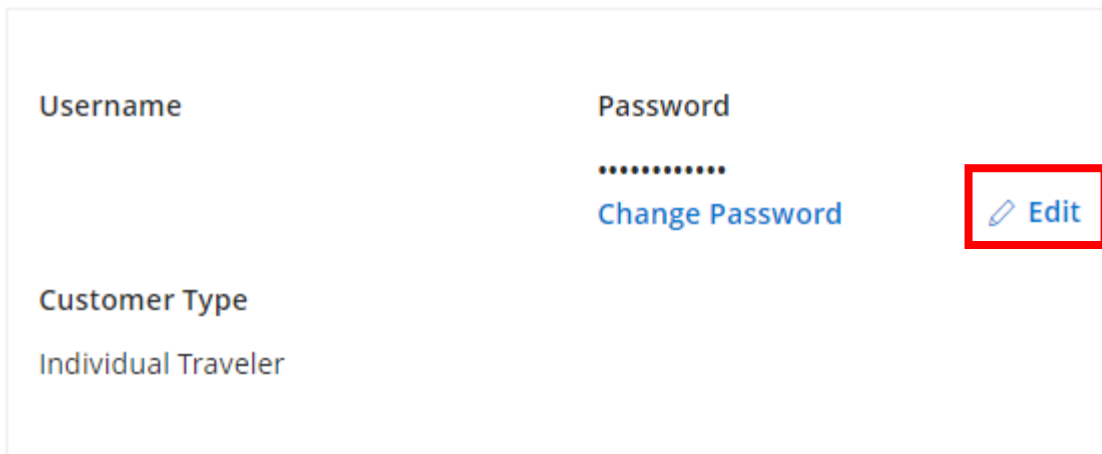


Hyatt Privé: Connecting Your IATA With Your World of Hyatt Profile

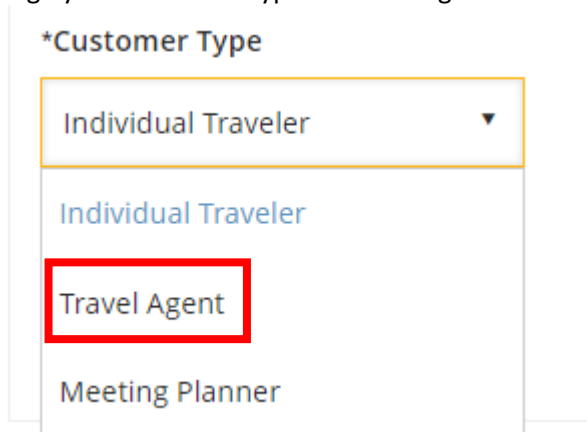
1. Login to [Hyatt.com](https://www.hyatt.com)
2. Click on the dropdown with your name and select Profile & Preferences:



3. Click "Edit" next to the field containing your username and password:



4. Change your Customer Type to Travel Agent:



- Then you will be able to enter in your IATA number:

*Indicates Required Fields

Username

Password

.....

[Change Password](#)

*Customer Type

*IATA Number

*My Agency Primarily Books

SAVE UPDATES

[Cancel](#)

- Click "Save Updates"
- If your IATA is already approved for Hyatt Privé you will be able to login to the [Hyatt Privé site](#).